
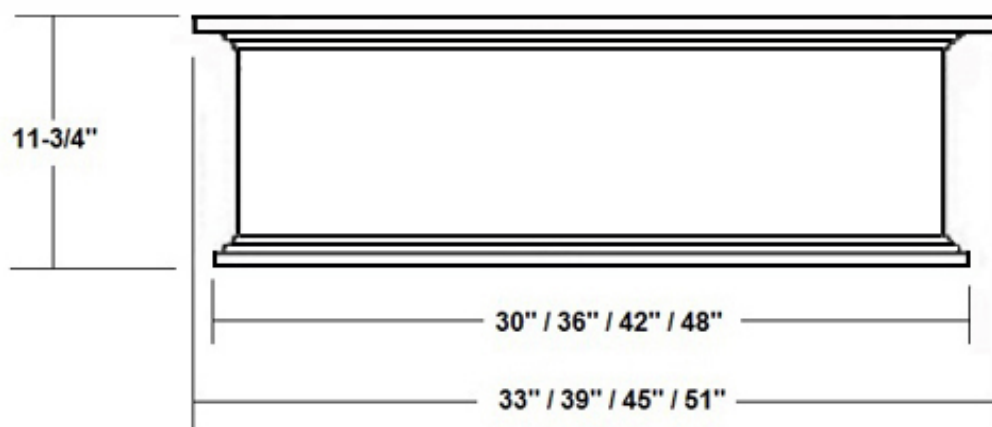


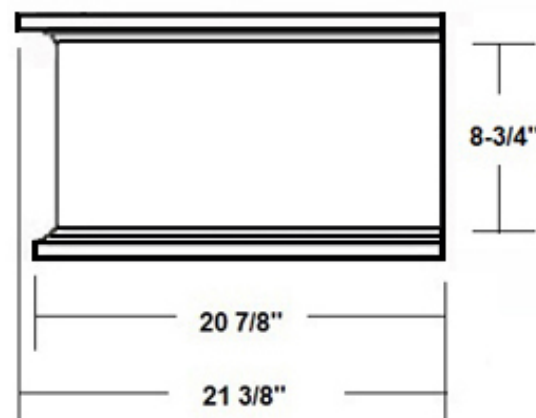
Plain Range Hood Base



Front View



Side View



Item #	Dimensions (h) x (w) x (d)	Liner	Liner
SY-JSVHB30	11-3/4" x 33" x 21-3/8"	SY-HLB-30	SY-HLZ-30
SY-JSVHB36	11-3/4" x 39" x 21-3/8"	SY-HLB-36	SY-HLZ-36
SY-JSVHB42	11-3/4" x 45" x 21-3/8"	SY-HLB-42	SY-HLZ-42
SY-JSVHB48	11-3/4" x 51" x 21-3/8"	SY-HLB-48	SY-HLZ-48

- Designed to accept a 15" - 18" deep Wall Cabinet on top
- Hardwood Plywood and Solid Lumber construction
- 1/2" Rear Plywood Stretchers for wall mounting
- Accepts SY-HLB series Powder Coated or Stainless Steel Liners (*sold separately*)
- Select from 300, 400, or 600 CFM Broan Ventilation power packs (*sold separately*) or
- *Ascension 350SL, 350SS, 500SS or 620SS CFM Ventilation power packs (sold separately) or*
- *30" and 36" models accept Ascension 900 CFM Professional Ventilators (requires HLZ series Liners)*
- *42" and 48" models accept Ascension 1200 CFM Professional Ventilators (requires HLZ series Liners)*
- Available in Alder, Cherry, Hickory, Maple, Red Oak, and White Oak
- Base front will accept Ornaments in sizes up to 6" x 24"
- Increased Depth option available